




## Modular front door station series AMI – FRONT PLATES



Stainless steel grinded



RAL colours and specially anodised

Flush-mount sets with front plates and flush-mount boxes

3 mm front plate made of stainless steel grinded and brushed

8 standard sizes

Individual sizes can be projected

Holding hinges for an easy commissioning and maintenance



Single-column

With two columns

### Housing | installation | functional extensions

type of installation	flush-mount
material and colour	3 mm front plate made of stainless steel grinded and brushed, incl. metal flush-mount box
front plate section	82 x 82 mm
can be functional extended with	front door station modules of the series AMI
opening principle	visible screwing from the front
module integration	screwing on threaded bolts
projection of special formats	see projection forms online

FLUSH-MOUNT SETS	front plate HxWxD in mm	flush-mount box HxWxD in mm	item no.
for 1 AMI module	200 x 200 x 3	180 x 180 x 50	<a href="#">ZAU2001-0030</a>
for 2 AMI modules, single-column layout	320 x 200 x 3	300 x 180 x 50	<a href="#">ZAU2002-0030</a>
for 3 AMI modules, single-column layout	440 x 200 x 3	420 x 180 x 50	<a href="#">ZAU2003-0030</a>
for 4 AMI modules, single-column layout	560 x 200 x 3	540 x 180 x 50	<a href="#">ZAU2004-0030</a>
for 5 AMI modules, single-column layout	680 x 200 x 3	660 x 180 x 50	<a href="#">ZAU2005-0030</a>
for 6 AMI modules, single-column layout	800 x 200 x 3	780 x 180 x 50	<a href="#">ZAU2006-0030</a>
for 2x2 AMI modules, layout with two columns	320 x 320 x 3	300 x 300 x 50	<a href="#">ZAU2007-0030</a>
for 2x3 AMI modules, layout with two columns	440 x 320 x 3	420 x 300 x 50	<a href="#">ZAU2008-0030</a>


For questions regarding planning, please contact our technical support.

Send your enquiry by Fax to: **039 33 - 87 99 81**  
by Mail to: **[bcm.support@tcsag.de](mailto:bcm.support@tcsag.de)**

Subject to technical changes. Images shown are not binding.



## Modular front door station series AMI – COMMUNICATION POSTS



Säulenkorpus aus Aluminium,  
pulverbeschichtet  
with 3 mm aluminium front plate

### Housing | installation | functional extensions

type of installation	stand-alone
material and colour	post corpus: aluminium, powder finished in "micaceous iron ore" DB 703 front plate: 3 mm aluminium, anodised natural
front plate section	82 x 82 mm
can be functional extended with	front door station modules of the series AMI
opening principle	visible screwing from the front
module integration	screwing on threaded bolts
projectiog of special formats	see projection forms online

### NOTE

The communication posts and the components used are exclusively approved for security-low voltages for security-disruptions (SELV) as well as for protection-low voltages for security-disruptions (SELV).

COMMUNICATION POSTS	front plate H x W x D in mm	post corpus H x W x D in mm	item no.
for 1 AMI module	788.5 x 134 x 3	1,700 x 225 x 225	<a href="#">K31AS</a>
for 2 AMI modules	788.5 x 134 x 3	1,700 x 225 x 225	<a href="#">K32AS</a>
for 3 AMI modules	788.5 x 134 x 3	1,700 x 225 x 225	<a href="#">K33AS</a>
for 4 AMI modules	788.5 x 134 x 3	1,700 x 225 x 225	<a href="#">K34AS</a>
for 5 AMI modules	788.5 x 134 x 3	1,700 x 225 x 225	<a href="#">K35AS</a>
for 6 AMI modules	788.5 x 134 x 3	1,700 x 225 x 225	<a href="#">K36AS</a>
for 1 AMI module	788.5 x 134 x 3	1,300 x 225 x 225	<a href="#">K31AP</a>
for 2 AMI modules	788.5 x 134 x 3	1,300 x 225 x 225	<a href="#">K32AP</a>
for 3 AMI modules	788.5 x 134 x 3	1,300 x 225 x 225	<a href="#">K33AP</a>
for 4 AMI modules	788.5 x 134 x 3	1,300 x 225 x 225	<a href="#">K34AP</a>

For questions regarding  
planning, please contact  
our technical support.



Send your enquiry  
by Fax to:  
**039 33 - 87 99 81**  
by Mail to:  
**[bcm.support@tcsag.de](mailto:bcm.support@tcsag.de)**

Subject to technical changes.  
Images shown are not binding.



### Modular front door station series AMI – MODULES

#### TCS:BUS SPEAKERS MODULE



##### System and installation functions

interface for bell button module	with 4-phased service plug
interface for bell button provided by the customer	pluggable screw terminals for up to 16 bell buttons (4 x 4 button matrix)
maximum number of bell buttons	16

##### Trigger functions

light switch function	with provided bell button
-----------------------	---------------------------

##### Selection | settings

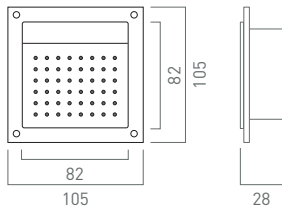
full duplex voice transmission	yes (for indoor stations with handset)
allocations per bell button	maximum 2 indoor stations
volume voice output   acknowledgement tone	manually adjustable
communication connection during door release time	adjustable
storage	interchangeably plugged-in

##### Ports | functional extensions

type of installation	flush-mount
microphone	integrated and disconnectable
functional extension door release	connectable with R-terminal

##### Note


The built-in door loudspeakers module is only combinable with the bell button module and/or the display module LCD graphics, 3 keys. For front door stations with display module LCD graphics the loudspeaker module is used. All other modules are freely combinable.



item no.

TCS:BUS speakers module [AMI11110-00-...](#)

#### BELL BUTTON MODULE WITH 1-4 KEYS



##### Trigger functions

light switching   switching function	programmable per call button function
door call function (2 x)	programmable per call button

##### Displays

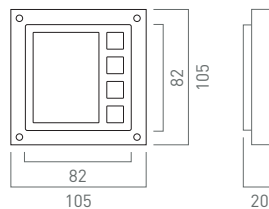
programming mode   failure	via various blinking modes
name plate illumination	white (LED)

##### Ports

4-pole service port	for display module LCD graphics / for built-in door speakers module
4-pole service port	for additional bell button module

##### Installation

type of installation	flush-mount installation behind 3 mm resp. 1.5 mm to 2.5mm fronts (with supplied distance plates)
opening principle	win:clip



item no.

bell button module, 1 key	<a href="#">AMI10911-00-...</a>
bell button module, 2 keys	<a href="#">AMI10912-00-...</a>
bell button module, 3 keys	<a href="#">AMI10913-00-...</a>
bell button module, 4 keys	<a href="#">AMI10914-00-...</a>

Decor designs: ...57 anodised black, ...10 anodised silver

For questions regarding planning, please contact our technical support.


Send your enquiry by Fax to: **039 33 - 87 99 81**  
by Mail to: **bcm.support@tcsag.de**

Subject to technical changes. Images shown are not binding.



### Modular front door station series AMI – MODULES

#### DISPLAY MODULE LCD GRAPHIC, 3 KEYS



##### System and installation functions

maximum number of call destinations	256
operation   input	with 3 keys with Smart Key function

##### Trigger functions

door call	with call button
-----------	------------------

##### Displays

type of display and size	graphic LCD (160 x 104 pixel)
call destination selection	dweller's list in alphabetical order
initial screen	individually configurable

##### Selection | settings

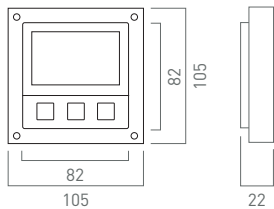
operation (alternatively to 3 keys)	call destination selection also at rotating disc module (AMI10410) possible
calls via short key (with code lock module)	input of flat number with code lock module (AM11200)

##### Installation | functional extensions

type of installation	flush-mount
----------------------	-------------

##### NOTE

The display module LCD graphic, 3 keys can be combined with built-in door loud speaker module | rotating disk module AMI10410... and/or code lock module | with other modules of series AMI but not with keyboard module and rotating disk module AM10400.




item no.

display module LCD graphic, 3 keys [AMI11603-00...](#)

Decor designs: ...57 anodised black, ...10 anodised silver

#### CAMERA MODULE



##### Camera characteristics

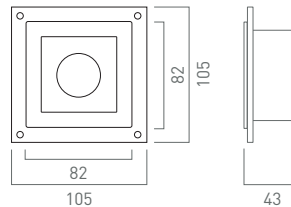
type of camera	built-in colour camera
surveillance angle	90° diagonal
image sensor	0.8 cm (1/3 inch) Sony CCD
resolution	600 TVL (colour)
light sensitivity	0.1 Lux at F 2.0
focal length f	3.6 mm

##### Installation

recommended installation height for camera	1,600 mm
--	----------

##### NOTE

The camera module must be installed at an installation site, that is protected from direct sunlight!



item no.

camera module [AMI10500-00...](#)

Decor designs: ...80 anodised black, ...10 anodised silver

For questions regarding planning, please contact our technical support.

Send your enquiry by Fax to:  
**039 33 - 87 99 81**  
by Mail to:  
**bcm.support@tcsag.de**

Subject to technical changes. Images shown are not binding.



### Modular front door station series AMI – MODULES

#### DOME CAMERA MODULE



anodised  
black



anodised  
silver

##### Camera characteristics

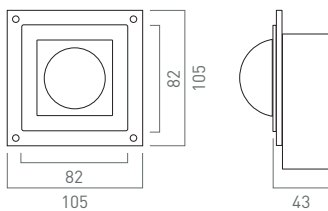
type of camera	built-in colour camera
surveillance angle	90°
image sensor	0.8cm (1/3") DPS
resolution	700 TVL (with PIXIM technology)
light sensitivity	0.002 Lux at F 1.2
focal length f	3.6 mm
swivel and tilt range	± 60° swivel / tilt (manually)

##### Housing | installation | functional extensions

type of installation	flush-mount installation behind 3 mm resp. 1.5 mm to 2.5mm fronts (with supplied distance plates)
material and colour	aluminium, anodised black   silver
integrated video two-wire transmitter	yes, item no. FW2000-0600

##### HINWEIS

The camera module must be installed at an installation site, that is protected from direct sunlight!



item no.

dome camera module

AMI10600-00...

#### CODELOCK MODULE



anodised  
black



anodised  
silver

##### System and installation functions

circuitry (number of wires)	3 (a/b, P)
TCS:BUS enabled	yes
number of access codes	20 (with individual trigger functions)

##### Trigger functions (via access code)

door release function	with potential-free relay contact
control functions	general   specific

##### Display

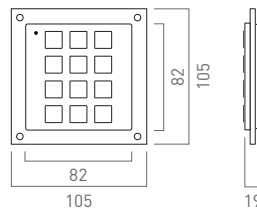
status indication	LED
acknowledgement at code input	optical   acoustical

##### Service and maintenance

programming	manually
mastercode	for maintenance / configuration

##### Housing | installation | functional extensions

type of installation	flush-mount installation behind 3 mm resp. 1.5 mm to 2.5mm fronts (with supplied distance plates)
material and colour	aluminium, anodised black   silver



item no.

code lock module

AMI11200-00...

Decor designs: ...57 anodised black, ...10 anodised silver

For questions regarding planning, please contact our technical support.


Send your enquiry by Fax to:  
**039 33 - 87 99 81**  
by Mail to:  
**bcm.support@tcsag.de**

Subject to technical changes.  
Images shown are not binding.



**Modular front door station series AMI – MODULES**

**FINGERSCANNER MODULE**



**System and installation functions**

integration into flush-mounted installations	as individual assembly
operation mode	stand-alone
number of Fingerprints resp. user	storage for up to 99
configuration options	manually at control unit
security	security code for configuration   manipulation-safe   no loss of data at voltage breakdown

**Trigger functions**

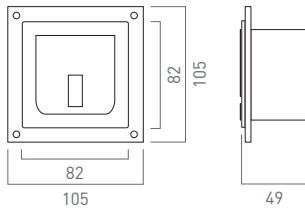
door release and switching	yes (potential-free relay contact)
----------------------------	------------------------------------

**Displays**

status display	LED
----------------	-----

**Housing | installation | functional extensions**

type of installation	flush-mount installation behind 3 mm resp. 1.5 mm to 2.5mm fronts (with supplied distance plates)
recommended mounting height for camera	lower edge > 1,200 mm
installation site	indoor and outdoor, protected from rain
material and colour	aluminium, anodised black   silver
scope of delivery	fingerprint scanner module, control unit, transformer NWW1000-0400




item no.

fingerprint scanner module [AMI10800-00...](#)

Decor designs: ...57 anodised black, ...10 anodised silver

**TRANSPONDER READER MODULE**



MCards | MKeys

**Transponder reader characteristics**

circuitry (number of wires)	2-wire / 3-wire operation switchable
number of MKeys   MCards	maximum 250
configuration options	programmed MIFARE® Classic compatible transponder: - 10 per master transponder - 50 per IR remote control - 250 (TCS:BUS) per configo

**Trigger functions**

door release	transponder reader (with potential-free relay contact, converter 24V DC / 2A)
switching	yes

**(De)activatable functions**

acknowledgement when reading of transponders resp. usage of IR remote control	acoustical and optical
---	------------------------

**Selection | settings**

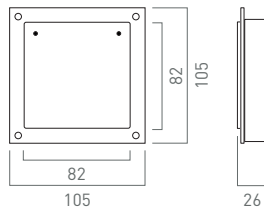
set up of master transponder	via IR remote control
------------------------------	-----------------------

**Display**

status displays	LED red   LED green   LED orange
-----------------	----------------------------------

**Housing | installation | functional extensions**

type of installation	flush-mount installation (see fingerprint scanner module)
material and colour	plastics, black



item no.

transponder reader module [AMI12300-0080](#)

For questions regarding planning, please contact our technical support.

Send your enquiry by Fax to:  
**039 33 - 87 99 81**  
by Mail to:  
**[bcm.support@tcsag.de](mailto:bcm.support@tcsag.de)**

Subject to technical changes.  
Images shown are not binding.



## Modular front door station series AMI – MODULES

### KEYSWITCH MODULE / ILLUMINATION MODULE



### INFO MODULE / BLIND MODULE



#### System and installation functions

keyswitch module	to release doors and gates
illumination module	for downward illumination

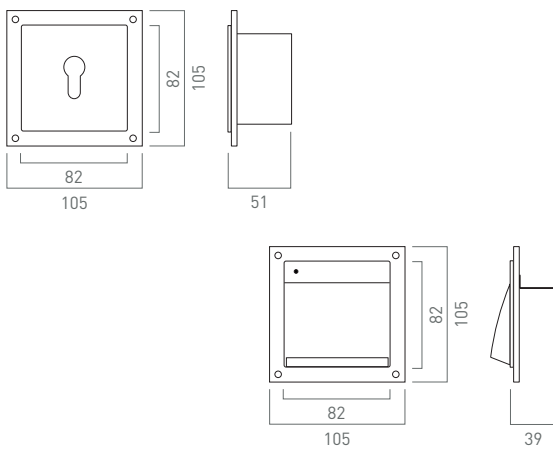
#### Housing | installation | functional extensions

type of installation	flush-mount installation behind 3 mm resp. 1.5 mm to 2.5mm fronts (with supplied distance plates)
material and colour keyswitch module	aluminium, anodised black   silver
material and colour illumination module	aluminium, anodised black   silver

#### NOTE

The keyswitch module is exclusively approved for security-low voltages for security-disruptions (SELV) as well as for protection-low voltages for security-disruptions (SELV).

keyswitch module                      illumination module



item no.

keyswitch module	<a href="#">AMI10700-00...</a>
illumination module	<a href="#">AMI11400-00...</a>

Decor designs: ...57 anodised black, ...10 anodised silver

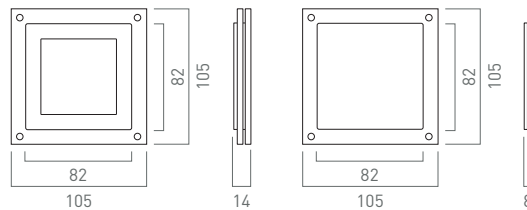
#### System and installation functions

info module	backlit with LEDs (white)
blind module	to cover a module section

#### Housing | installation | functional extensions

type of installation	flush-mount installation behind 3 mm resp. 1.5 mm to 2.5mm fronts (with supplied distance plates)
material and colour info module	plastics, transparent and black
material and colour blind module	plastics, black

info module                              blind module



item no.

info module	<a href="#">AMI11300-0000</a>
blind module	<a href="#">AMI11000-0080</a>


For questions regarding planning, please contact our technical support.

Send your enquiry by Fax to:  
**039 33 - 87 99 81**  
by Mail to:  
**[bcm.support@tcsag.de](mailto:bcm.support@tcsag.de)**

Subject to technical changes.  
Images shown are not binding.



### KEY BOARD MODULE / ROTATING DISK MODULE



#### System and installation functions

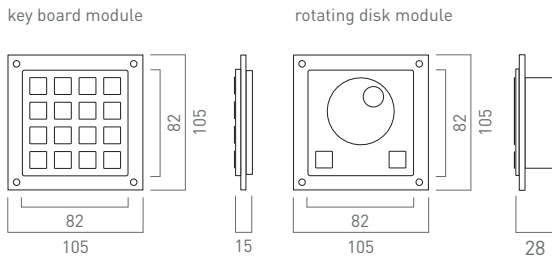
key board module	for selection of call destinations, input of flat numbers resp. numeric codes
rotating disk module	selection of call destinations

#### Trigger functions



selection of call destinations	with display module LCD graphic
operation   input	with 16 keys   with rotating disk and keys
code lock function (only key board module)	with up to 3 numeric codes

#### Functional extensions

combinable with	display module LCD graphic and loudspeaker module necessary
-----------------	---



### MODULE COMBINATION LC DISPLAY AND LOUDSPEAKER MODULE



#### System and installation functions

number of call destinations	1.000
operation   input	key board module   rotating disk module

#### Ports at the loudspeaker module

integrated microphone	yes
port (for PC key board)	PS/2

#### Trigger functions

door call	with key board or rotating disk module
-----------	--

#### Displays

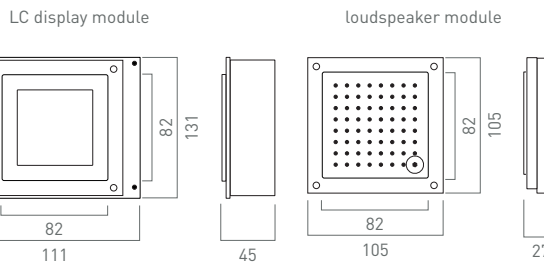
type of display and size	graphic LCD (160x160 pixel)
selection of call destinations	alphabetical sorted dwellers' list
calls via short key (with key board module)	input of a flat number
date and time (outside temperature)	yes (optionally)
initial screen	individually configurable

#### Selection | settings

multi-lingual user operation	D, GB, F, DK, NL, TR, SRB, I, ES, P etc.
------------------------------	--

#### NOTE

The display module LCD graphic must be installed at an installation site, that is protected from direct sunlight! The module is exclusively approved for safety-low voltages of protective separation (SELV) and protection-low voltages of protective separation (PELV).



	item no.
key board module	AMI10300-00...
rotating disk module	AMI10410-00...

	item no.
LC display and loudspeaker module	AMI10105-07...

Decor designs: ...57 anodised black, ...10 anodised silver

For questions regarding planning, please contact our technical support.

Send your enquiry  
by Fax to:  
**039 33 - 87 99 81**  
by Mail to:  
**bcm.support@tcsag.de**

Subject to technical changes.  
Images shown are not binding.